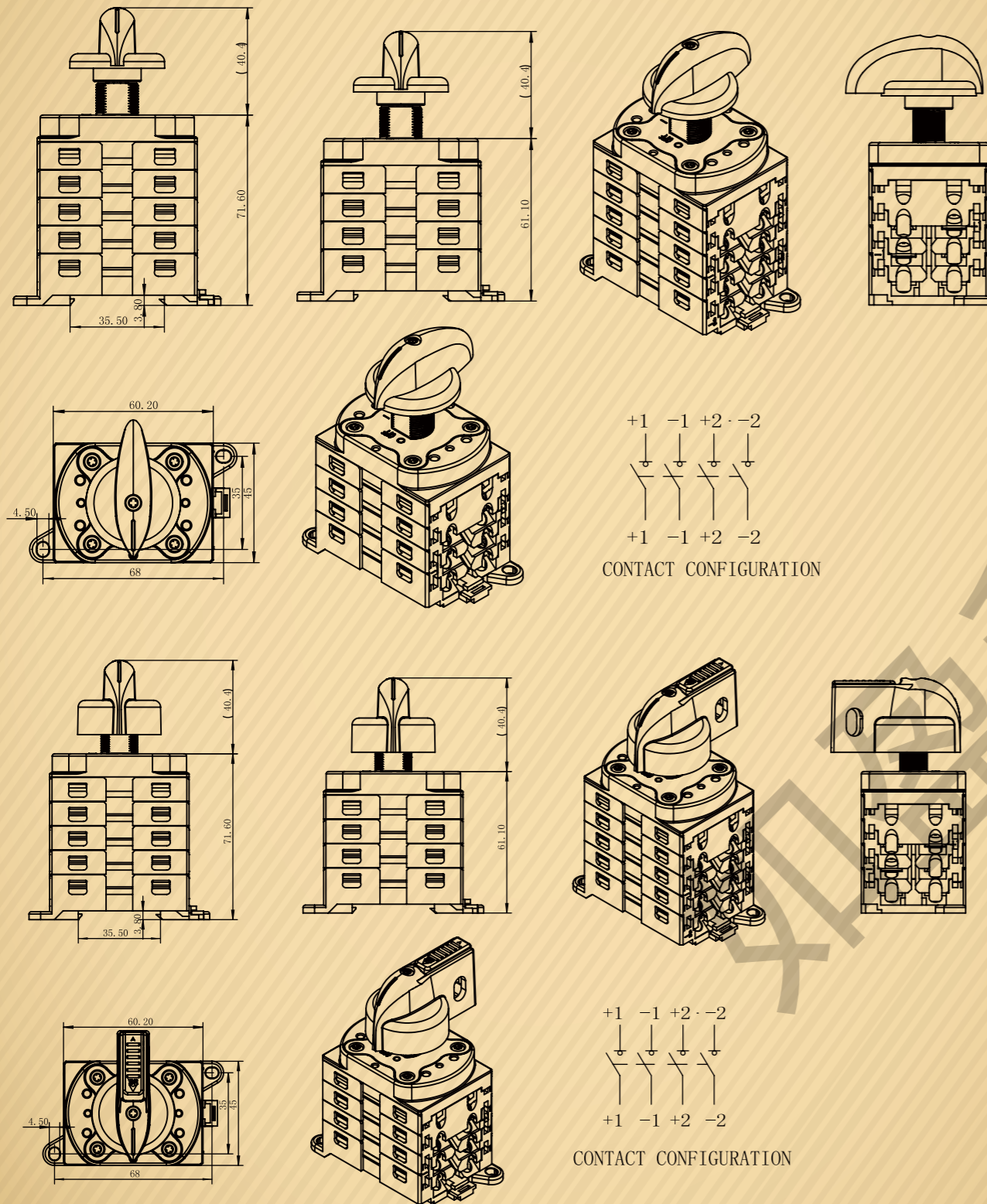


PEDS150-DB-X

Dimensions



Distribution Board DC Isolator

PEDS150-DB-X







Product Features

1. Compact structure, modular design, level 2-12 with different versions are dispensable, satisfied to the need of different situations.
2. Ding rail and base type isolator are applicable to control box, distribution box and combiner box, and achieve IP40 using imported seal parts.
3. Incorporating a user independent switching action, spring mechanism, to ensure a very fast break/make action which means the disconnection of the load circuits and suppression of the arc is normally extinguished in a maximum of 5ms.
4. Improving design of the contact touch, increasing the interface of contact, stamina, improving the roughness of the surface, making sure contacts has high touch function when contacts are from separate to together or from together to separate.
5. The torque of isolator is 1nm, and the cable terminals match 4mm²~16mm² cable terminals.
6. SAFE-LOCK with three rotational positions reducing the risks of tampering.
7. Rated DC voltage is 1500V, with international certifications like IEC60947-3 etc.


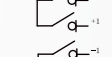
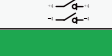
PEDS150-DB-X

Technical data

Technical data		Type	DB16	DB25	DB32	
Data according to IEC 60947-3, utilization category DC-21B						
Main Parameters						
Rated insulation voltage	U _i	V	1500	1500	1500	
Rated thermal current	I _{the}	A	16	25	32	
Rated impulse withstand voltage	U _{imp}	V	8000	8000	8000	
Rated short-time withstand current (1s)	I _{ow}	2, 4, 6, 8	A	800	900	1000
		2H, 3H, 4H	A	1300	1500	1700
Rated short-circuit making capacity	I _{cm}	2, 4, 6, 8	A	800	900	1000
		2H, 3H, 4H	A	1300	1500	1700
Rated conditional short-circuit current	I _{cc}	A	5000	5000	5000	
Max. fuse size	gl. (g/e)	A	40	63	80	
Maximum cable cross sections (incl. jumper)						
Solid or standard		mm ²	4-16	4-16	4-16	
Flexible		mm ²	4-10	4-10	4-10	
Flexible (+ multicore cable end)		mm ²	4-10	4-10	4-10	
Torque						
Tightening torque terminal screws M4		Nm	1.2-1.3			
Tightening torque panel mounting screws ST4.2(304 stainless steel)		Nm	NA			
Tightening torque single hole mounting nut M16(304 stainless steel)		Nm	NA			
Tightening torque knob screws M3(304 stainless steel)		Nm	0.5-0.7			
Switching on or off torque		Nm	0.9-1.3			
Power loss per switch Max.						
2		W	1	2	3	
2H 4		W	2	4	6	
3H 6		W	3	6	9	
4H 8		W	4	8	12	
General parameters						
Method of mounting			Ding rail mounting and base mounting			
Type of knob			type A	type B	type C	type D
						
			OFF at 12 hr, ON at 3 hr (OFF at 9 hr, ON at 12 hr optional)			
			10,000	10,000	10,000	10,000
Number of DC poles			2 or 4 (6/8/10/12 pole optional)			
Distance of contacts (per pole)		mm	8			
Operation temperature		°C	-25 to +70			
Storage temperature		°C	-40 to +70			
Pollution degree			2			
Overvoltage category			I to III			
IP rating			IP40			
Weight	2	kg	0.15			
	2H 4	kg	0.21			
	3H 6	kg	0.27			
	4H 8	kg	0.33			

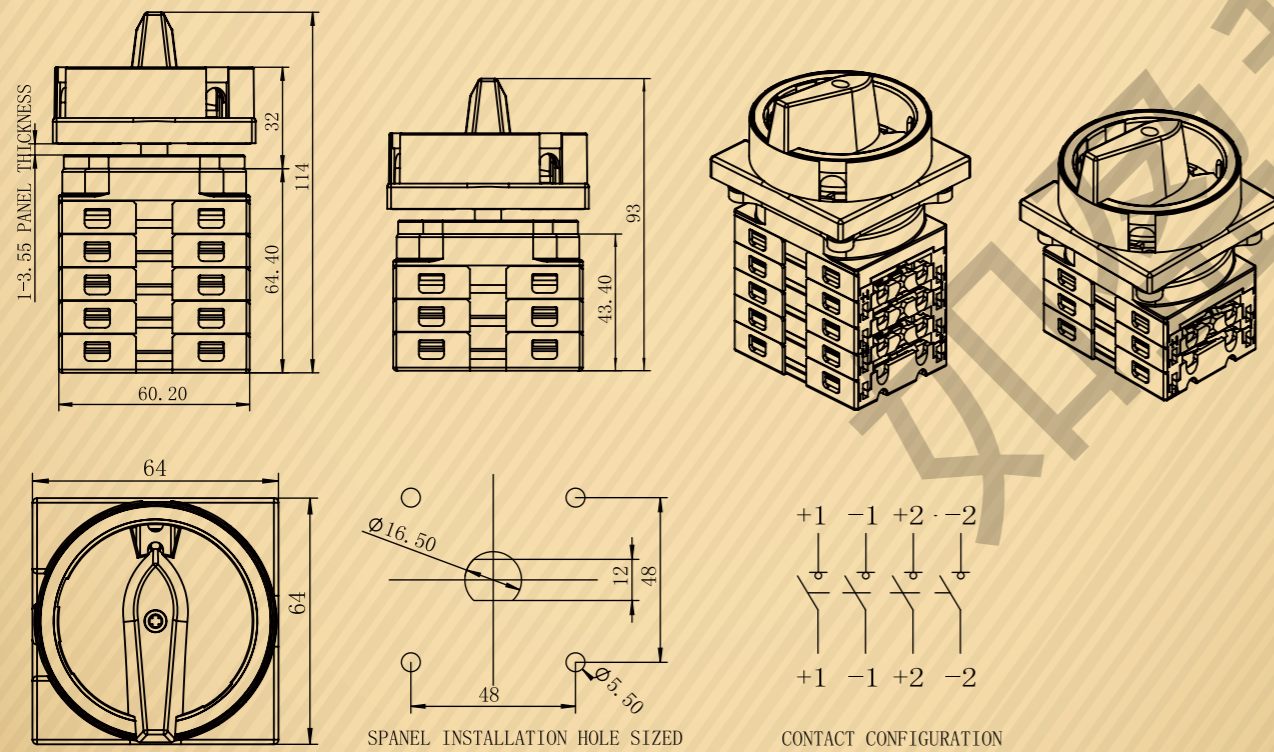
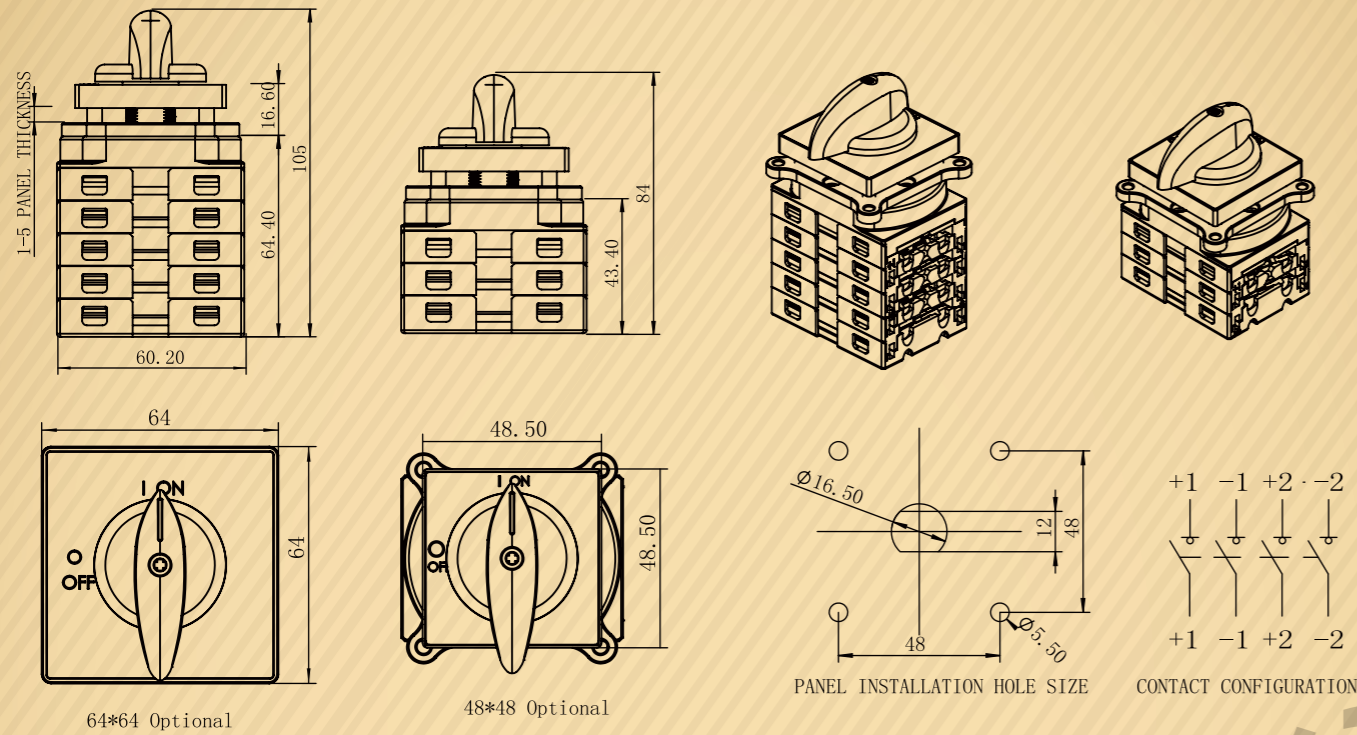
PEDS150-DB-X

Technical data

DC21B IEC60947-3							UL Ratings UL508i			Poles in series	No. of Strings	Weight Kg/pcs.	Part Number	Contact Configuration
500V	600V	700V	800V	900V	1000V	1500V	350V	500V	600V					
16	16	16	16	13	9	3	16	16	16	2	1	0.15	PEDS150-DB16-2	
25	25	23	20	16	11	4	20	20	20	2	1	0.15	PEDS150-DB25-2	
32	32	27	23	20	13	5	25	25	25	2	1	0.15	PEDS150-DB32-2	
16	16	16	16	13	9	3	16	16	16	2	1	0.18	PEDS150-DB16-3	
25	25	23	20	16	11	4	25	25	25	2	1	0.18	PEDS150-DB25-3	
32	32	27	23	20	13	5	32	32	32	2	1	0.18	PEDS150-DB32-3	
29	29	16	16	13	9	3	29	29	21	2	1	0.21	PEDS150-DB16-2H	
45	45	23	20	16	11	4	45	38	23	2	1	0.21	PEDS150-DB25-2H	
58	50	27	23	20	13	5	58	40	25	2	1	0.21	PEDS150-DB32-2H	
16	16	16	16	13	9	3	16	16	16	2	2	0.21	PEDS150-DB16-4	
25	25	23	20	16	11	4	20	20	20	2	2	0.21	PEDS150-DB25-4	
32	32	27	23	20	13	5	25	25	25	2	2	0.21	PEDS150-DB32-4	
16	16	16	16	16	16	16	16	16	16	4	1	0.21	PEDS150-DB16-4T	
25	25	25	25	25	25	20	25	25	25	4	1	0.21	PEDS150-DB25-4T	
32	32	32	32	32	32	23	32	32	32	4	1	0.21	PEDS150-DB32-4T	
16	16	16	16	16	16	16	16	16	16	4	1	0.21	PEDS150-DB16-4B	
25	25	25	25	25	25	20	25	25	25	4	1	0.21	PEDS150-DB25-4B	
32	32	32	32	32	32	23	32	32	32	4	1	0.21	PEDS150-DB32-4B	
16	16	16	16	16	16	16	16	16	16	4	1	0.21	PEDS150-DB16-4S	
25	25	25	25	25	25	20	25	25	25	4	1	0.21	PEDS150-DB25-4S	
32	32	32	32	32	32	23	32	32	32	4	1	0.21	PEDS150-DB32-4S	
16	16	16	16	13	9	3	16	16	16	2	3	0.27	PEDS150-DB16-6	
25	25	23	20	16	11	4	20	20	20	2	3	0.27	PEDS150-DB25-6	
32	32	27	23	20	13	5	25	25	25	2	3	0.27	PEDS150-DB32-6	
29	29	29	29	29	29	9	29	29	21	3	1	0.27	PEDS150-DB16-3H	
45	45	38	38	38	38	11	45	38	38	3	1	0.27	PEDS150-DB25-3H	
58	50	45	45	45	45	13	58	50	45	3	1	0.27	PEDS150-DB32-3H	
16	16	16	16	13	9	3	16	16	16	2	4	0.33	PEDS150-DB16-8	
25	25	23	20	16	11	4	20	20	20	2	4	0.33	PEDS150-DB25-8	
32	32	27	23	20	13	5	25	25	25	2	4	0.33	PEDS150-DB32-8	
29	29	29	29	29	29	16	29	29	29	4	1	0.33	PEDS150-DB16-4H	
45	45	45	45	45	45	20	45	45	45	4	1	0.33	PEDS150-DB25-4H	
58	58	58	58	58	58	23	58	58	50	4	1	0.33	PEDS150-DB32-4H	

PEDS150R-PM-X

Dimensions



Panel Mounting DC Isolator

PEDS150R-PM-X






Product Features

1. Compact structure, modular design, level 2-12 with different versions are available, satisfied to the need of different situations.
2. Panel mounting installation mode ensures the solid installation. Favorable seal design and imported seals make sure that the installation machines reach IP66 standard.
3. Incorporating a user independent switching action, spring mechanism, to ensure a very fast break/make action which means the disconnection of the load circuits and suppression of the arc is normally extinguished in a maximum of 5ms.
4. Self-cleaning contact mechanism, reducing power loss and abrasion, improving the conduction performance, reducing there sistance of DC on-off and energy loss, extending on-off life.
5. Mounting panel 48mm², more convenient for multiple terminals installation.
6. The isolators are adopted with flame resistant material insulation gradeUL94V-0 level, so that they can work stable in ambient temperatures of -25 C~+70 C .
7. Rated DC voltage is 1500V, with international certifications like IEC60947-3 etc.

PEDS150R-PM-X

Technical data

Technical data		Type	PM16	PM25	PM32
Data according to IEC 60947-3, utilization category DC-21B					
Main Parameters					
Rated insulation voltage	U _i	V	1500	1500	1500
Rated thermal current	I _{the}	A	16	25	32
Rated impulse withstand voltage	U _{imp}	V	8000	8000	8000
Rated short-time withstand current (1s)	I _{sw}	2, 4, 6, 8	800	900	1000
		2H, 3H, 4H	1300	1500	1700
Rated short-circuit making capacity	I _{cm}	2, 4, 6, 8	800	900	1000
		2H, 3H, 4H	1300	1500	1700
Rated conditional short-circuit current	I _{cc}	A	5000	5000	5000
Max. fuse size	g. (g _g)	A	40	63	80
Maximum cable cross sections (incl. jumper)					
Solid or standard		mm ²	4-16	4-16	4-16
Flexible		mm ²	4-10	4-10	4-10
Flexible (+ multicore cable end)		mm ²	4-10	4-10	4-10
Torque					
Tightening torque terminal screws M4		Nm	1.2-1.3		
Tightening torque panel mounting screws ST4.2(304 stainless steel)		Nm	1.1-1.2		
Tightening torque single hole mounting nut M16(304 stainless steel)		Nm	NA		
Tightening torque knob screws M3(304 stainless steel)		Nm	0.5-0.7		
Switching on or off torque		Nm	0.9-1.3		
Power loss per switch Max.					
2		W	1	2	3
2H 4		W	2	4	6
3H 6		W	3	6	9
4H 8		W	4	8	12
General parameters					
Method of mounting			panel mounting		
			type A	type B	type C
Type of knob					
Knob positions			OFF at 12 hr, ON at 3 hr (OFF at 9 hr, ON at 12 hr optional)		
Mechanical life			10,000	10,000	10,000
Number of DC poles			2 or 4 (6/8/10/12 pole optional)		
Distance of contacts (per pole)		mm	8		
Operation temperature		°C	-25 to +70		
Storage temperature		°C	-40 to +70		
Pollution degree			2		
Overvoltage category			I to III		
IP rating of shafte and mounting screws			IP66		
Weight	2	kg	0.17		
	2H 4	kg	0.23		
	3H 6	kg	0.29		
	4H 8	kg	0.35		

PEDS150R-PM-X

Technical data

DC21B IEC60947-3							UL Ratings UL508i			Poles in series	No. of Strings	Weight Kg/pcs.	Part Number	Contact Configuration
500V	600V	700V	800V	900V	1000V	1500V	350V	500V	600V					
16	16	16	16	13	9	3	16	16	16	2	1	0.17	PEDS150R-PM16-2	
25	25	23	20	16	11	4	20	20	20	2	1	0.17	PEDS150R-PM25-2	
32	32	27	23	20	13	5	25	25	25	2	1	0.17	PEDS150R-PM32-2	
16	16	16	16	13	9	3	16	16	16	2	1	0.20	PEDS150R-PM16-3	
25	25	23	20	16	11	4	25	25	25	2	1	0.20	PEDS150R-PM25-3	
32	32	27	23	20	13	5	32	32	32	2	1	0.20	PEDS150R-PM32-3	
29	29	16	16	13	9	3	29	29	21	2	1	0.23	PEDS150R-PM16-2H	
45	45	23	20	16	11	4	45	38	23	2	1	0.23	PEDS150R-PM25-2H	
58	50	27	23	20	13	5	58	40	25	2	1	0.23	PEDS150R-PM32-2H	
16	16	16	16	13	9	3	16	16	16	2	2	0.23	PEDS150R-PM16-4	
25	25	23	20	16	11	4	20	20	20	2	2	0.23	PEDS150R-PM25-4	
32	32	27	23	20	13	5	25	25	25	2	2	0.23	PEDS150R-PM32-4	
16	16	16	16	16	16	16	16	16	16	4	1	0.23	PEDS150R-PM16-4T	
25	25	25	25	25	25	20	25	25	25	4	1	0.23	PEDS150R-PM25-4T	
32	32	32	32	32	32	23	32	32	32	4	1	0.23	PEDS150R-PM32-4T	
16	16	16	16	16	16	16	16	16	16	4	1	0.23	PEDS150R-PM16-4B	
25	25	25	25	25	25	20	25	25	25	4	1	0.23	PEDS150R-PM25-4B	
32	32	32	32	32	32	23	32	32	32	4	1	0.23	PEDS150R-PM32-4B	
16	16	16	16	16	16	16	16	16	16	4	1	0.23	PEDS150R-PM16-4S	
25	25	25	25	25	25	20	25	25	25	4	1	0.23	PEDS150R-PM25-4S	
32	32	32	32	32	32	23	32	32	32	4	1	0.23	PEDS150R-PM32-4S	
16	16	16	16	13	9	3	16	16	16	2	3	0.29	PEDS150R-PM16-6	
25	25	23	20	16	11	4	20	20	20	2	3	0.29	PEDS150R-PM25-6	
32	32	27	23	20	13	5	25	25	25	2	3	0.29	PEDS150R-PM32-6	
29	29	29	29	29	29	9	29	29	21	3	1	0.29	PEDS150R-PM16-3H	
45	45	38	38	38	38	11	45	38	38	3	1	0.29	PEDS150R-PM25-3H	
58	50	45	45	45	45	13	58	50	45	3	1	0.29	PEDS150R-PM32-3H	
16	16	16	16	13	9	3	16	16	16	2	4	0.35	PEDS150R-PM16-8	
25	25	23	20	16	11	4	20	20	20	2	4	0.35	PEDS150R-PM25-8	
32	32	27	23	20	13	5	25	25	25	2	4	0.35	PEDS150R-PM32-8	
29	29	29	29	29	29	16	29	29	29	4	1	0.35	PEDS150R-PM16-4H	
45	45	45	45	45	45	20	45	45	45	4	1	0.35	PEDS150R-PM25-4H	
58	58	58	58	58	58	23	58	58	50	4	1	0.35	PEDS150R-PM32-4H	